


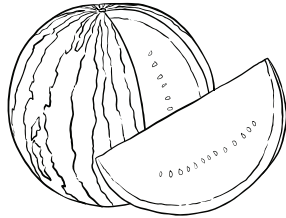
L'IMAGIER DES COLLATIONS

Étape 1

Colore les aliments, puis encerle ceux que tu aimes manger à la collation.



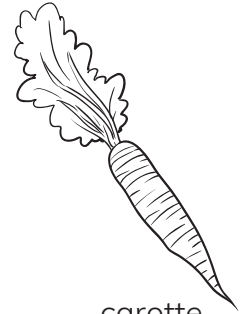
pomme




melon d'eau




espadrilles




carotte




crayons



concombre



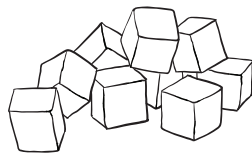
yogourt




raisins



lait




cubes de fromage




livre



brocoli



bol de boulons



craquelins et fromage

Étape 2

Au verso de ta feuille, dessine ta collation préférée. Montre ton dessin à ton enseignant(e) et à tes parents!