

# A Guided Discovery of *Canada's Food Guide*

## The *Canada's Food Guide* Plate



# Canada's Food Guide: A GUIDED DISCOVERY

GRADE 6

## OVERVIEW

*Canada's Food Guide* (CFG) is a web-based resource that includes guidance about eating habits in the form of videos, recipes, and tips. Start by exploring the *Canada's Food Guide* Plate (CFG Plate) as part of the *Food Guide* Snapshot. The image of the CFG Plate might be familiar to you, but it is just the tip of the iceberg. There are many other components to explore, so let's dive in!

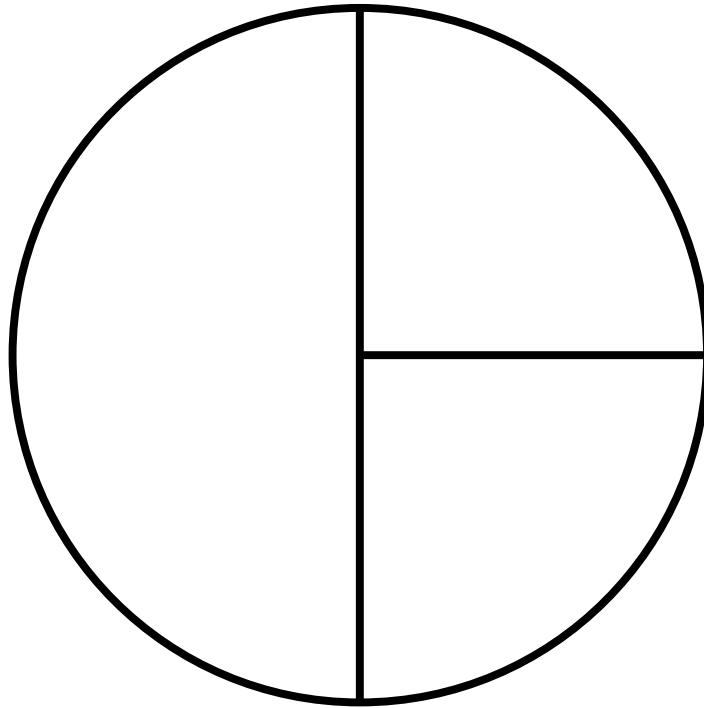


Access *Canada's Food Guide* at [Canada.ca/FoodGuide](https://Canada.ca/FoodGuide)



This page brings you to the CFG Plate. This image showcases a colourful plate of food divided into three categories: vegetables and fruits, whole grain foods, and protein foods.

1. Fill in the following plate with the correct CFG categories.



2. For each of the categories,

a) name two foods present on the CFG Plate that you like to eat:

---

---

b) name one new food on the CFG Plate that you would like to try:

---

c) name one food that is not pictured on the CFG Plate but you think could fit:

---



Click on the glass of water pictured beside the CFG Plate. 

This page reviews the importance of water and other drink choices that hydrate your body.

3. Describe a scenario where you might need more water than usual. Why?


---

---

4. Name one way you could drink more water at school.

---

---

On the left side toolbar click on “Eat a variety of healthy foods.” Then, select “Eat whole grain foods.” 

This page introduces the role of whole grain foods in your body.

5. Circle the meals that include whole grain foods.

- Oatmeal with sliced banana, cooked in milk
- Stew with potatoes and whole grain bread
- White pasta and meatballs with parmesan cheese on top
- Curry with vegetables and a mix of brown and white rice
- Muffin made with bran with yogurt on the side
- Pancakes (made with whole grain flour) topped with butter and maple syrup
- Beef barley soup
- Tomato soup with whole grain crackers
- White toast and jam

6. a. Select a whole grain food you would like to have as part of a snack.

---

b. Name a food from another category of the CFG Plate to complete your snack.

---

Click on “Eat plenty of vegetables and fruit.”



This page talks about all the nourishing forms of vegetables and fruits, including fresh, frozen, and canned.

7. Name one fruit or vegetable that grows in Saskatchewan.

---

---

8. How might you include a frozen or canned vegetable or fruit in your favourite meal?

---

---



Click on “Eat protein foods.”



This section reviews the many types of protein foods, including plant- and animal-based protein foods.

### Iron

Animal-based protein foods contain iron, which helps carry the oxygen in your blood to other areas of your body. When your body has too little iron, you may feel tired or grumpy. You may also be more likely to get sick as your body’s ability to fight off infections is reduced.

### Calcium

Milk-based protein foods contain calcium, which helps build strong bones. Right now you are in your prime bone building years! This means that you are building the bones that you will have as an adult. Including milk-based protein foods in your meals and snacks will help your bones be strong when you’re an adult!

### Fibre

Plant-based protein foods contain fibre, which keeps your gut (intestines) healthy by helping your body’s waste move through your gut and prevent constipation.

## 9. Match the protein food to its source.


Beans	Moose	Paneer	Kefir	Skim milk powder	Peanut butter
Beef	Milk	Tuna	Hummus	Duck	Eggs
Lentils	Yogurt	Chicken	Calamari	Salmon	

PLANT-BASED  
PROTEIN FOOD

ANIMAL-BASED  
PROTEIN FOOD

MILK-BASED  
PROTEIN FOOD

*\*Note that milk and milk products are considered both animal-based and milk-based protein foods because milk and milk products come from animals.*



## PUT IT ALL TOGETHER: RECIPES

Click on the CFG logo in the top left corner to go back to the main screen.  
On the left side toolbar, click “Recipes.”



This page shows recipes that include foods from CFG.

10. Look through the recipes listed on this page and choose one you would like to make.

---

Why did you choose this recipe? \_\_\_\_\_

---

11. Would you need to add another food to have one from each of the three categories?

Yes / No (circle)

If yes, what food would you add? \_\_\_\_\_

---

12. Would you add anything to this recipe to make it more enjoyable? Yes / No (circle)

If yes, what food or ingredient would you add? \_\_\_\_\_

---

## BONUS QUESTION

CFG includes additional tips. Find the tips for healthy eating and answer the following question:

If you were involved in creating CFG, what is one tip you would add for healthy eating

• at school? \_\_\_\_\_

---

• at home? \_\_\_\_\_

---

